

The Moodle virtual learning environment introduction to Consolidating Theory and Practice

There is a dedicated CTP site within the Moodle virtual learning environment that gives students full details of what their CTP studies will involve. **Figure 3a** shows the main page that gives links to supporting materials while **Figure 3b** shows the main page that clarifies the requirements of the portfolio and its construction within the *Confluence* wiki template.

Consolidating Theory and Practice

Welcome!

to Consolidating Theory and Practice. Your tutor is [Peter Mellett](#).

Getting started

To start your studies, explore the information and resources available in the sections below. First get familiar with the essentials in Section 1 (General resources and forums). You should familiarise yourself with all the activities and resources at the start of the study session.

Section 2 - Study material

2 - Study material

This section provides information about how to approach your studies on this unit.

You should read through all the material provided at the start of your studies to gain an understanding of the unit requirements.

Read the material in order, following the links provided in each page. Once you have read through all the sections, you may find it easier to navigate around using the page links in the **Navigation block** on the left hand side.

You can tick off each element as you go to help you keep track of your progress.

If you have any questions or comments please post them to the appropriate forum so we can discuss the issues together.






















 About this unit	Your progress  <input type="checkbox"/>
 Skills Assessment Template	<input type="checkbox"/>
 Download your Skills Assessment Templates	<input type="checkbox"/>
 Download Skills Assessment template for Unit 1	
 Download Skills Assessment template for Unit 2	
 Download Skills Assessment template for Unit 3	
 Download Skills Assessment template for Unit 4	
 Download Skills Assessment template for Unit 5	
 Download Skills Assessment template for Unit 6	
 Example completed template for Unit 1	<input type="checkbox"/>
 Upload your Skills Assessment Templates	<input type="checkbox"/>
 Consolidating Theory and Practice Activities	<input type="checkbox"/>
 Personal Learning Archive	<input type="checkbox"/>
 Personal learning archive index	
 Example of Personal Learning Archive index	
 Assessment	<input type="checkbox"/>
 Reflection - further readings	<input type="checkbox"/>
 CTP and ICM	<input type="checkbox"/>

Figure 3a. Moodle links to supporting materials for ICM study

Consolidating Theory and Practice

Welcome!

to Consolidating Theory and Practice. Your tutor is [Peter Mellett](#).

Getting started

To start your studies, explore the information and resources available in the sections below. First get familiar with the essentials in Section 1 (General resources and forums). You should familiarise yourself with all the activities and resources at the start of the study session.

Section 3 - Your eportfolio

3 - your eportfolio

This section provides information about how to structure and construct your eportfolio.










You should read through all the material provided at the start of your studies to gain an understanding of the unit requirements.


Read the material in order, following the links provided in each page. Once you have read through all the sections, you may find it easier to navigate around using the page links in the **Navigation block** on the left hand side.

If you have any questions or comments please post them to the appropriate forum so we can discuss the issues together.



Your progress ?

-  eportfolio introduction ☐
-  eportfolio structure ☐
-  Reflective Practitioner ☐
-  Internationally aware construction manager ☐
-  eportfolio headings ☐
-  Constructing your eportfolio ☐
-  eportfolio submission ☐
-  Eportfolio submission study stage 1 (Units 1/2): deadline 15 May 2016 ☐
-  eportfolio submission study stage 3 (Units 5/6): deadline 31 May 2017 ☐

Jump to... 

Section 2 - Study material Section 4 - unit evaluation

Figure 3b. Moodle links to portfolio requirements and its construction within the *Confluence* wiki template

Note that the Skills Assessment Template (SAT) is an important tool within the study of the six Core units and in constructing the e-portfolio. The completed Skills Assessment Template is the basis for the CTP e-portfolio, in which the student is required to make a valid claim (i.e. backed by evidence) that they understand their own educational development as they endeavour to improve their ability to work as reflective practitioners and improve their understanding of the construction industry within a global setting. The e-portfolio is constructed on a template provided in a Confluence wiki site accessed through the Moodle virtual learning environment. The portfolio is subjected to formative assessment after studying Units 1 and 2, peer assessment after studying Units 3 and 4 and summative assessment at the conclusion of Unit 6 study.